


535 Prescal

dial up pressure
reducing valve



WRAS
APPROVED
PRODUCT

altecnic

535 prescal dial up pressure reducing valve

Application

Pressure reducing valves are installed in residential water systems to reduce and stabilise inlet pressures from mains water supplies or boosted water systems, which generally are too high and variable for domestic appliances to function correctly.

The 535 series is specially designed for hot and cold services in semi-commercial or public buildings to equalise either the hot or cold supplies or both and prevent excessive pressure at water outlets such as taps, basins, toilets, dishwashers and other appliances.

Design

The series 535 pressure reducing valves are pre-adjustable enabling them to be set at the required discharge pressure prior to installation, by means of the adjustment knob with pressure setting indicator.

The internal cartridge and control knob mechanism is assembled as one unit to make removal for inspection, cleaning and maintenance operations easier.

The compensated seat design means that the set downstream pressure remains independent of upstream pressure variations.

The hydraulic profile of the valve makes it possible to achieve low pressure losses, even when a large number of outlets are open.

The control stem housing of the cartridge is made from a plastic material with a low co-efficient of adhesion, which reduces the probability of scale deposits forming, the main cause of pressure reducing valve malfunction.

Construction Details

Component	Material	Grade
Body	DZR Copper Alloy	BS EN 12165 CW602N
Cover	Nylon	PA 66GF30
Control stem	Stainless steel	AISI 304
Cartridge	POM	
Internal components	DZR Copper Alloy	BS EN 12164 CW602N
Diaphragm	Nitrile rubber	
Seals	Nitrile rubber	
Strainer screen	Stainless steel	AISI 304

Product Code	Size	Connection	Type
535 Range			
535022	22mm	compression	Cu x Cu with gauge port
535041	½"	screwed iron	M x M with pressure gauge
535051	¾"	screwed iron	M x M with pressure gauge
535061	1"	screwed iron	M x M with pressure gauge
535071	1¼"	screwed iron	M x M with pressure gauge
535081	1½"	screwed iron	M x M with pressure gauge
535091	2"	screwed iron	M x M with pressure gauge
535040	½"	screwed iron	M x M with gauge port
535050	¾"	screwed iron	M x M with gauge port
535060	1"	screwed iron	M x M with gauge port
535070	1¼"	screwed iron	M x M with gauge port
535081	1½"	screwed iron	M x M with gauge port
535091	2"	screwed iron	M x M with gauge port

E & O.E

Altecnic Ltd Mustang Drive, Stafford, Staffordshire ST16 1GW

T: +44 (0)1785 218200 E: sales@altecnic.co.uk

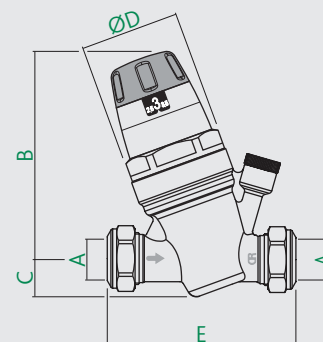
Registered in England No: 2095101

altecnic.co.uk

AL 020 26-03-11

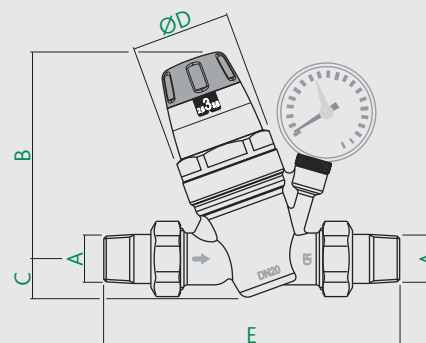
Dimensions

Compression Ends



Prod Code	A	B	C	D	E	kg
535022	Ø22	112	20.5	54	101	0.41

Threaded Ends



Prod Code	A	B	C	D	E	kg
5350 40 & 41	R½	112	20.5	54	140	0.92
5350 50 & 51	R¾	112	20.5	54	160	1.06
5350 60 & 61	R1	112	20.5	54	180	1.38
5350 70 & 71	R1¼	178	40	73	200	2.6
5350 80 & 81	R1½	178	40	73	220	3.4
5350 90 & 91	R2	178	40	73	250	4.3

Technical Data

Max inlet pressure:	25 bar
Outlet pressure setting range:	1 to 6 bar
Factory setting:	3 bar
Max working temperature:	60°C
Pressure gauge range:	0 to 10 bar
Pressure gauge connection:	G1/4
Filter mesh size:	0.51 mm
Medium:	potable water
Complies with:	BS EN 1567
Screwed ends:	BS EN 10226
Compression Ends:	BS EN 1254-2